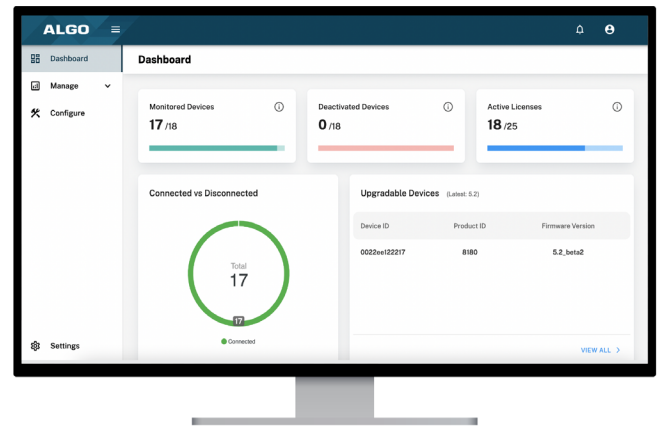


## Simplify Device Supervision with Algo Cloud-Based Device Manager

The Algo Device Management Platform is a powerful tool to simplify the process of managing, monitoring, and maintaining Algo devices from any location.



The Algo Device Management Platform (ADMP) is a cloud-based device management solution to manage, monitor, and configure Algo IP endpoints from any location. Devices can be easily grouped via a tagging functionality, allowing devices to be organized by location, function, device type or any other organizing structure. Devices can be supervised for connectivity, and may issue email-based notifications should devices go offline, allowing for real time overview of device status. Device management activities include:

- Push configuration: either full config files or dedicated settings (i.e. volume control)
- Troubleshooting devices: reboot and activate test tones
- Upgrade to latest device firmware: search for and update firmware with one click

The ADMP is a helpful tool for both service providers and end users to effectively oversee all Algo devices deployed in their environments, whether large or small, or over multiple locations or networks.

The ADMP is offered in two packages, Basic – a free trial solution with up to 25 devices for 3 months, and Pro – an annual license associated with the number of devices.

### MONITORING FEATURES

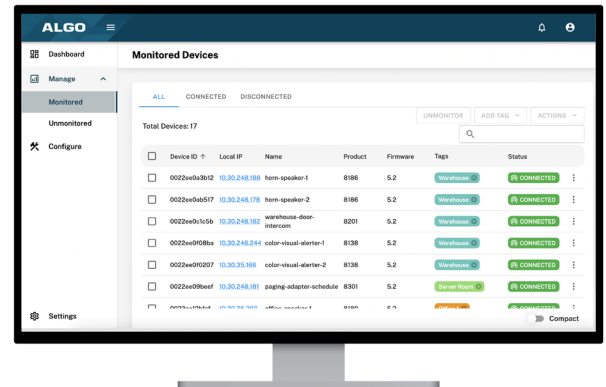
- View device info and status of all registered Algo IP endpoints in one common panel
- Receive email notification of device status change (i.e. disconnection)
- Use the common dashboard to see all Algo devices deployed in a simple summary of Algo ecosystem

### MANAGEMENT FEATURES

- Perform basic troubleshooting activities including device reboot and playing test tones/signals
- Push configuration files or features (i.e. volume setting)
- Search for latest available firmware and upgrade with one-click

SPECS	
COMPATIBLE ALGO FIRMWARE	Version 5.2 and above
DEVICE LIMIT	10,000
FREQUENCY OF DEVICE STATUS POLLING	30 Sec
ACTIONS	Test tone, Reboot, Upgrade Firmware, Push Config, Set Volume

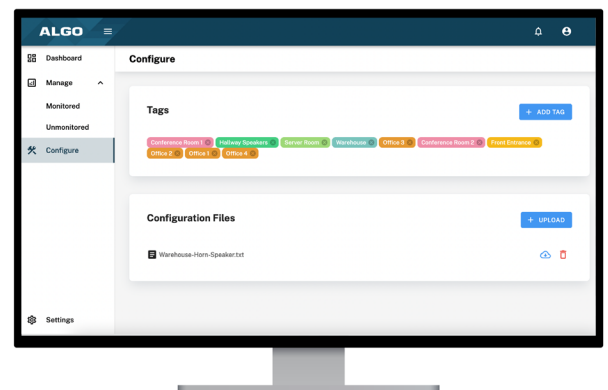
## MANAGE & MONITOR



## HOW TO REGISTER AN ALGO DEVICE WITH ADMP

- 1 Confirm the device is running firmware v5.2 or higher. If the device is running a lower firmware version, it must be upgraded to v5.2, additional steps are required.
- 2 Retrieve Account ID from the *Settings* tab in the ADMP.
- 3 Access the Algo device web interface, add the ADMP Account ID to the *ADMP Cloud Monitoring* section. Once the device reboots, it will become visible in the ADMP.

## CONFIGURE



## SUPPORTED DEVICES

### IP SPEAKERS

- 8180** IP Audio Alerter\*
- 8186** IP Horn Speaker
- 8188** IP Ceiling Speaker
- 8189** IP Surface Mount Speaker
- 8190** IP Speaker - Clock
- 8190S** IP Speaker - Clock & Visual Alerter
- 8196** IP PoE+ Horn Speaker
- 8198** IP PoE+ Ceiling Speaker

### IP INTERCOMS

- 8028** IP Doorphone\*
- 8028V** Vandal-Proof IP Doorphone
- 8063** IP Door Controller
- 8201** IP PoE Intercom

### IP PAGING ADAPTERS

- 8301** IP Paging Adapter & Scheduler
- 8373** IP Zone Paging Adapter

### IP VISUAL ALERTERS

- 8128** IP Visual Alerter\*
- 8138** IP Color Visual Alerter

\*Please note: Only G2 devices are supported.

All devices require a Device Certificate to be installed.

All InformaCast variants of the above Algo products are also compatible with the ADMP (i.e. the 8180-IC).

AL-PS-00ADMP091122 November 2022 © Algo Communication Products Ltd. All rights reserved. Algo® is a registered trademark of Algo Communication Products Ltd. TM Poly, Polycom, Singlewire, InformaCast, Syn-Apps, Revolution are trademarks of their respective owners. Note: Specifications are subject to change without notice. Some features may only be available in specific firmware or hardware releases.