



1127/ 1127P Desktop Visual Alerter Installation Guide



Table of Contents

❑ Description	3
❑ Application 1: Wiring “Plug & Play” (dry contact)	4
❑ Application 2: Connection to Algo 1825P Ringer	5
❑ Application 3: Remote Wiring to Algo 4100 AuxBox	6
❑ Flash options	7
❑ Order Accessories	8



Please read the following warning carefully

*Note: A safety lock out switch in the unit is provided to prevent operation without the diffusing lens. **Looking into the LED's without the lens may be damaging to your eyesight!** In order for the 1127 to function the cover must be firmly closed by screwing the lens clockwise. Do not over-tighten.*

Description

The 1127 Desktop Visual Alerter requires a 24Vdc power supply (included with the 1127P) and is activated by dry contact closure or audio detection.

These inputs may be provided by the “plug & play” connectors or hard wired internally. For hard wiring, the cover must be removed by unscrewing (counter-clockwise) the diffusing lens and removing the cover.

The 1127 may be wall mounted with the supplied screws while the cover is removed, or fastened using the supplied hook and loop self-adhesive tape. Many cubicle walls will support hook fasteners.

The 24Vdc input is polarity insensitive and requires 80mA.

The Relay input detects either dry contact closure (relay contacts) or audio signal according to the shunt setting as in Figure 1.0. Required audio input level is 3.3Vrms as supplied by Algo’s 1825P Duet Plus output level at mid-volume setting.

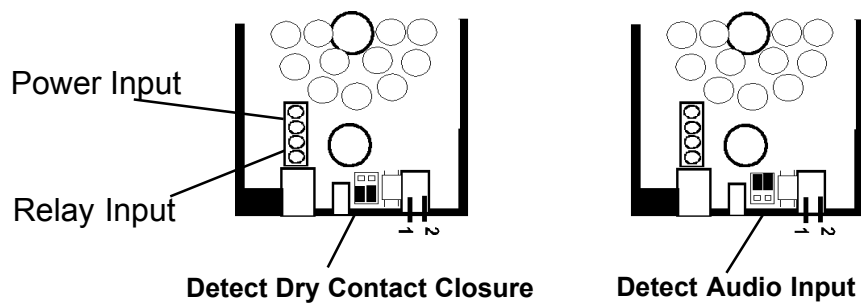


Figure 1.0

Application 1 Wiring “Plug & Play”(dry contact)

Connect the Algo 3242 power supply (supplied with 1127P) into the power jack of the 1127. Connect the supplied 2.5mm cord into the 2.5mm jack of the 1127 and the other end into the RELAY jack of the activating equipment (such as Algo’s 4100 AuxBox).

Set the 1127 to the desired flash (see Figure 5.0)

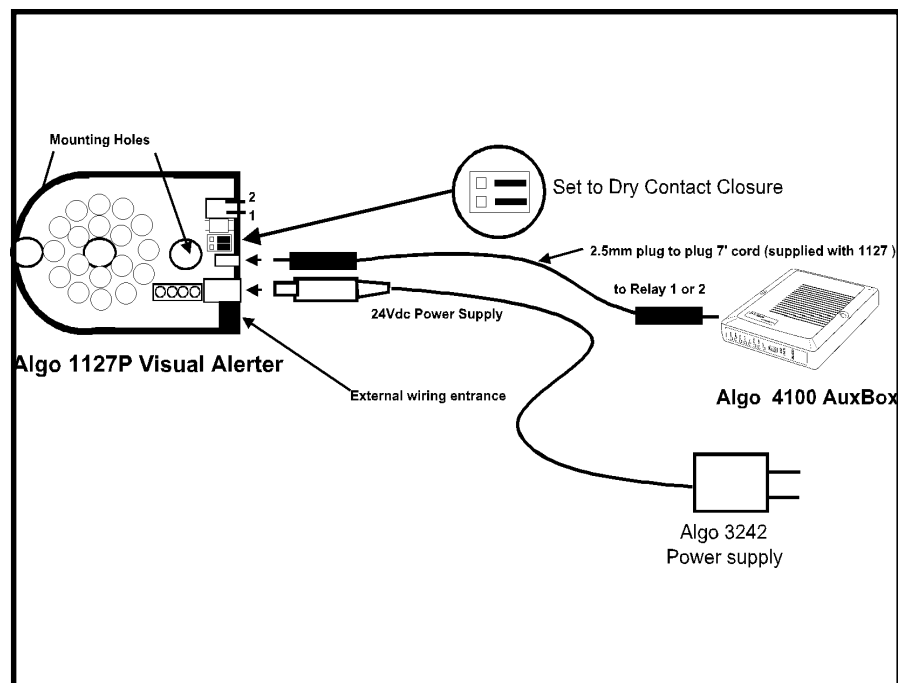


Figure 2.0 Desktop Connection to Algo 4100 AuxBox

Application 2: Connection to Algo 1825P Ringer

The 1127 can activate from any audio signal, such as warble from a ringing Duet Plus. To connect to the output of the Algo 1825P Duet Plus, set the shunt for audio detect, located inside the 1127 and wire to RELAY terminals on the 1127 and to the AUX SPKR terminals inside the 1825P Duet Plus.

The Duet Plus power supply (Algo 1223) is compatible with the 1127 and can power both products.

Set the 1127 to the desired flash (see Figure 5.0)

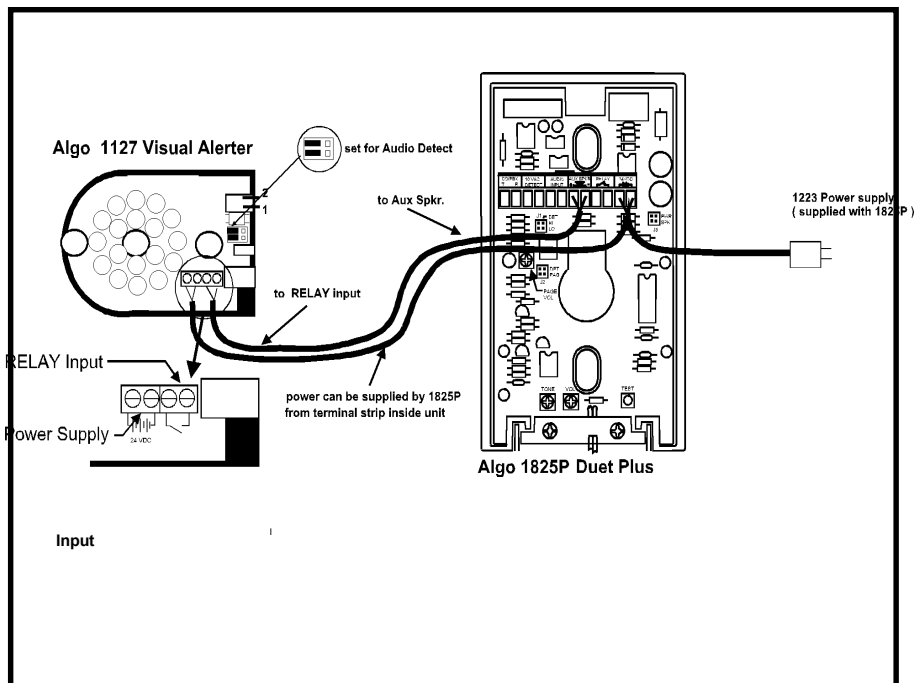


Figure 3.0 Audio detection from Algo 1825P Duet Plus

Application 3: Remote Wiring to Algo 4100 AuxBox

The supplied Algo 3242 power supply can be located remotely with the connector cut off and spliced to telephone station wire.

If connecting to a remote dry contact accessed through a 2.5mm jack, cut the supplied 2.5mm plug to plug cord in half and splice the station wire to the black + white conductor.

Using station wire, connect to the 24Vdc and Relay terminal inside the unit, accessible with cover removed.

The 24Vdc input is polarity insensitive and requires 80mA.

The RELAY INPUT detects either dry contact closure (relay contacts) or audio signal according to the shunt setting as in Figure 1.0.

Set the 1127 to the desired flash (see figure 5.0)

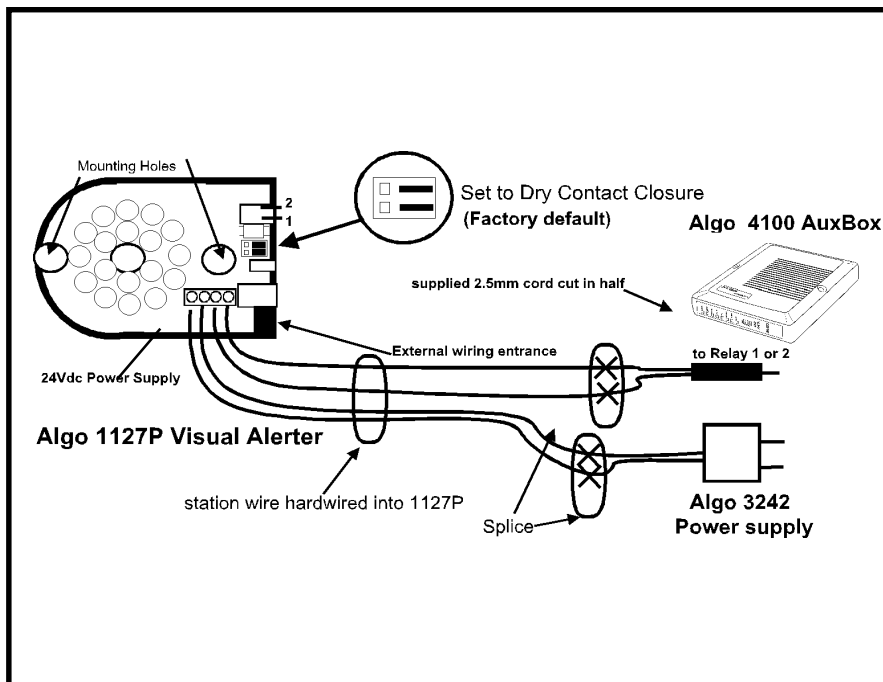


Figure 4.0 Remote Wiring to Algo 4100 AuxBox

Flash Options

Four flash options are provided.

These options can be selected by changing the switch settings located on the rear edge on the unit.

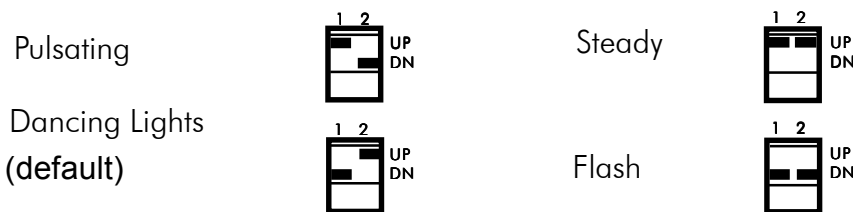
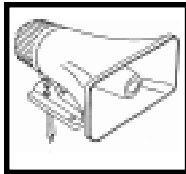


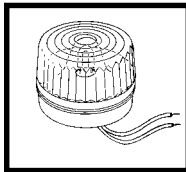
Figure 5.0 Switch Settings

Ordering Accessories



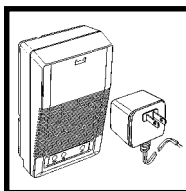
1185 Horn Speaker

8 Ohm 20Watt horn speaker Water-proof white plastic.



1126P Strobe Light e/w Power Supply


Provides a visual flash indication when connected to the Relay1 or Relay2 of Auxbox.
e/w with Power supply



1826P Talking Duet Plus e/w Power Supply

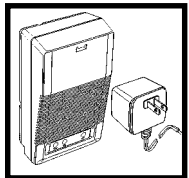
Talking Duet Plus is an auxiliary ringer for applications requiring a unique recorded message. Upto 16 seconds of audio signal can be recorded into the device for playback as an alerter. The Talking Duet Plus also includes an amplifier for direct or delayed paging applications.

Ordering Accessories cont.



4100 AuxBox

Monitors the digital signaling between a Norstar or M1 system and a Meridian telephone. It can be located in the equipment room or at desktop to provide dry contact output on ring, hook status(handset, headset, or handsfree), message waiting, and page. The 1127P easily connects to the 4100 AuxBox.



1825P Duet Plus e/w Power Supply

Duet Plus is an auxiliary ringer compatible with most business telephone equipment and includes an audio amplifier for ring amplification or voice paging.

ALGO

is ISO 9001 registered

The Products and Services of Algo Communication Products will consistently meet or exceed customer expectations for reliability, performance and value; be delivered in accordance with commitments made; and be improved at every opportunity

Visit our Website at

www.algosolutions.com

Customer Support:
Toll Free (877) 884-2546
or support@algosolutions.com

Nortel Networks, Nortel, Meridian 1, Northern Telecom and the Globemark logo are trademarks of Nortel Networks Corporation. Duet Plus, AuxBox logo and Algo logo are trademarks of Algo Communication Products Ltd.