



## ***1126 / 1126P Strobe Light Installation Guide***



## Table of Contents

<input type="checkbox"/>	Description	3
<input type="checkbox"/>	Wiring the 1126	4
<input type="checkbox"/>	Application 1: Wiring “Plug & Play” (dry contact)	5
<input type="checkbox"/>	Application 2: Connection to Algo 1825P Ringer	6
<input type="checkbox"/>	Application 3: Remote Wiring to Algo 4100 AuxBox	7
<input type="checkbox"/>	Ordering Accessories	8



**Please read the following warning carefully**

*Note: Looking into the Strobe light directly, may be damaging to your eyesight!*

**Algo Communication Products Ltd.**, 4500 Beedie Street , Burnaby, B.C., Canada V5J-5L2  
Customer support : Toll Free (877) 884-2546 (**ALGO**) or [support@algosolutions.com](mailto:support@algosolutions.com)

---

1126 / 1126P Installation Guide

## Description

The 1126 Strobe requires a 24Vdc power supply (included with the 1126P) and is activated by dry contact closure or audio detection.

These inputs may be provided by the “plug & play” connectors or hard wired on the bottom.

The 1126 may be wall mounted with the supplied screws while the cover is removed.

The 24Vdc input is polarity insensitive.

The Relay input detects dry contact closure (relay contacts) and the Aux. Spkr. detects audio signal. Required audio input level is 3.3Vrms as supplied by Algo's 1825P Duet Plus output level at mid-volume setting.

The 1126 can be ordered with different colored lens. The colors available are as follow:

<b>Color</b>	<b>Part Numbers</b>
Blue	1126B / 1126PB (with power supply)
Amber	1126A / 1126PA (with power supply)
Clear	1126C / 1126PC (with power supply)
Red	1126R / 1126PR (with power supply)

## Wiring the 1126

The 1126 can be wired in two ways:

- ❑ Plug and Play; where the supplied 2.5mm cord is plugged into the Relay Input on the side of 1126 Strobe.
- ❑ Hardwire; where the unit is hardwired to the terminals located on the bottom of unit using station wiring.

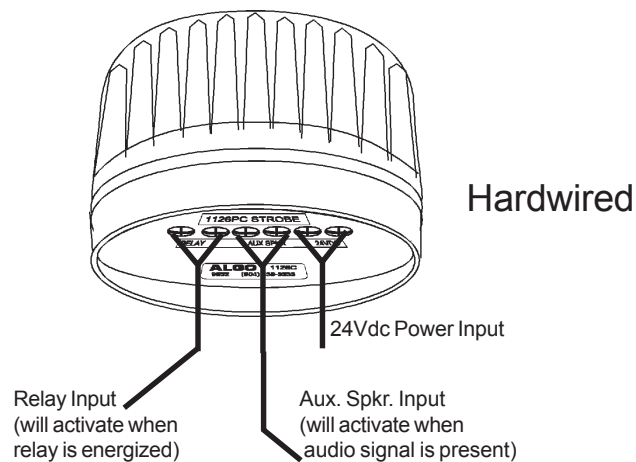


Figure 1.0 : Hardwiring the 1126

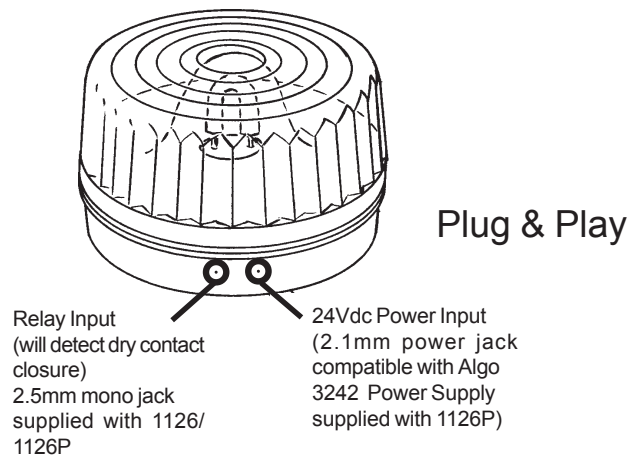


Figure 2.0 : "Play and Plug" the 1126

## Application 1: Wiring “Plug & Play” (dry contact)

Connect the Algo 3242 power supply (supplied with 1126P) into the power jack of the 1126. Connect the supplied 2.5mm cord into the 2.5mm jack of the 1126 and the other end into the RELAY jack of the activating equipment (such as Algo’s 4100 AuxBox).

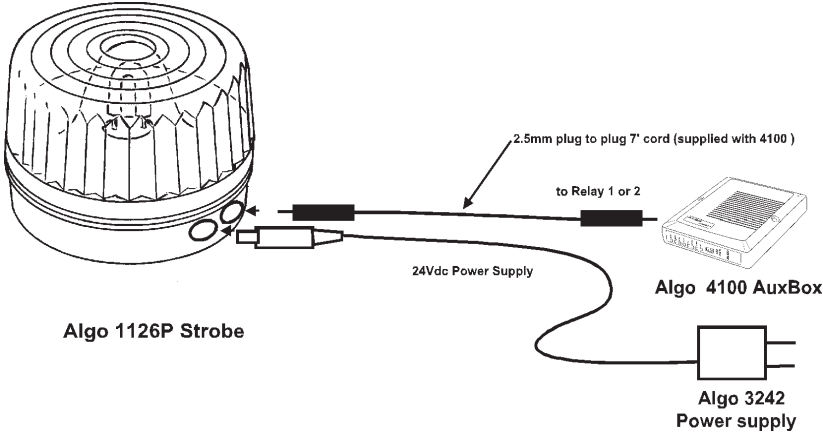


Figure 3.0: Wiring “ Plug & Play” ( dry contact)

## Application 2: Connection to Algo 1825P Ringer

The 1126 can activate from any audio signal, such as warble from a ringing Duet Plus. To connect to the output of the Algo 1825P Duet Plus, wire to AUX SPKR terminals on the bottom of 1126 and to the AUX SPKR terminals inside the 1825P Duet Plus.

Refer to 1825P Installation Guide for shunt settings in the 1825P.

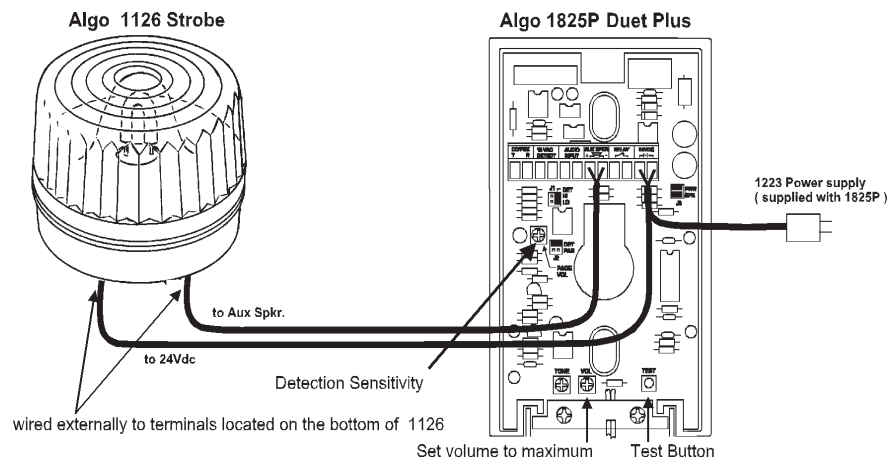


Figure 4.0 : Connection to 1825P Duet Plus ringer.

### Application 3: Remote Wiring to Algo 4100 AuxBox

The supplied Algo 3242 power supply can be located remotely with the connector cut off and spliced to telephone station wire.

If connecting to a remote dry contact accessed through a 2.5mm jack, cut the supplied 2.5mm plug to plug cord in half and splice the station wire to the black + white conductor.

Using station wire, connect to the 24Vdc and Relay terminal on the bottom of unit.

The 24Vdc input is polarity insensitive.

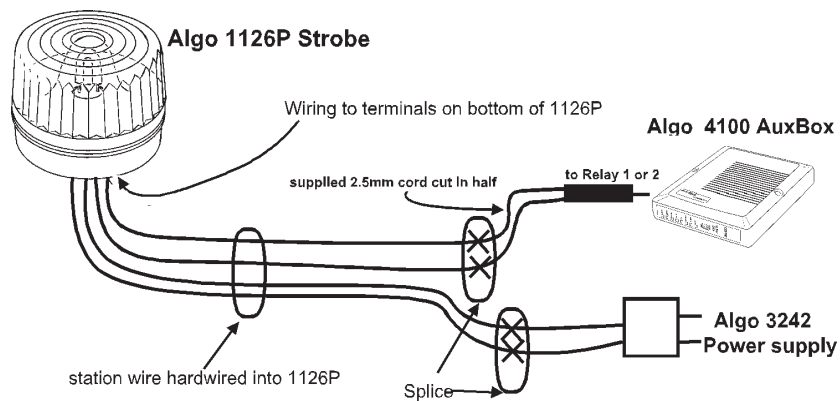
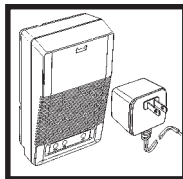


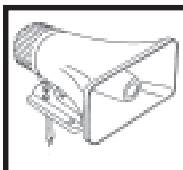
Figure 5.0 : Remote Wiring to Algo 4100 AuxBox

## Ordering Accessories



### **1825P Duet Plus e/w Power Supply**

Duet Plus is an auxiliary ringer compatible with most business telephone equipment and includes an audio amplifier for ring amplification or voice paging.




### **1185 Horn Speaker**

8 Ohm 20 Watt horn speaker water-proof white plastic



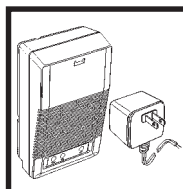
### **4100 AuxBox**

Detects ring, off-hook, message-waiting, page/voice call from Nortel Networks Norstar / M1 telephones. Outputs audio for monitoring / recording purposes.



### **1127P Desktop Visual Alerter e/w Power Supply**

Work Station visual indicator with 4 different modes. Illuminates in red. Available in different colours on special order. Packaged with 3242 Power Supply and velcro for cubicle mounting.



### **1826P Talking Duet Plus e/w Power Supply**

Talking Duet Plus is an auxiliary ringer for applications requiring a unique recorded message. Upto 16 seconds of audio signal can be recorded into the device for playback as an alerter. The Talking Duet Plus also includes an amplifier for direct or delayed paging applications.

# ALGO

*is ISO 9001 registered*

The Products and Services of Algo Communication Products will consistently meet or exceed customer expectations for reliability, performance and value; be delivered in accordance with commitments made; and be improved at every opportunity.

Visit our Website at

[www.algosolutions.com](http://www.algosolutions.com)

Nortel Networks, Nortel, Meridian 1, Northern Telecom and the Globemark logo are trademarks of Nortel Networks Corporation. Duet Plus, AuxBox logo and Algo logo are trademarks of Algo Communication Products Ltd.